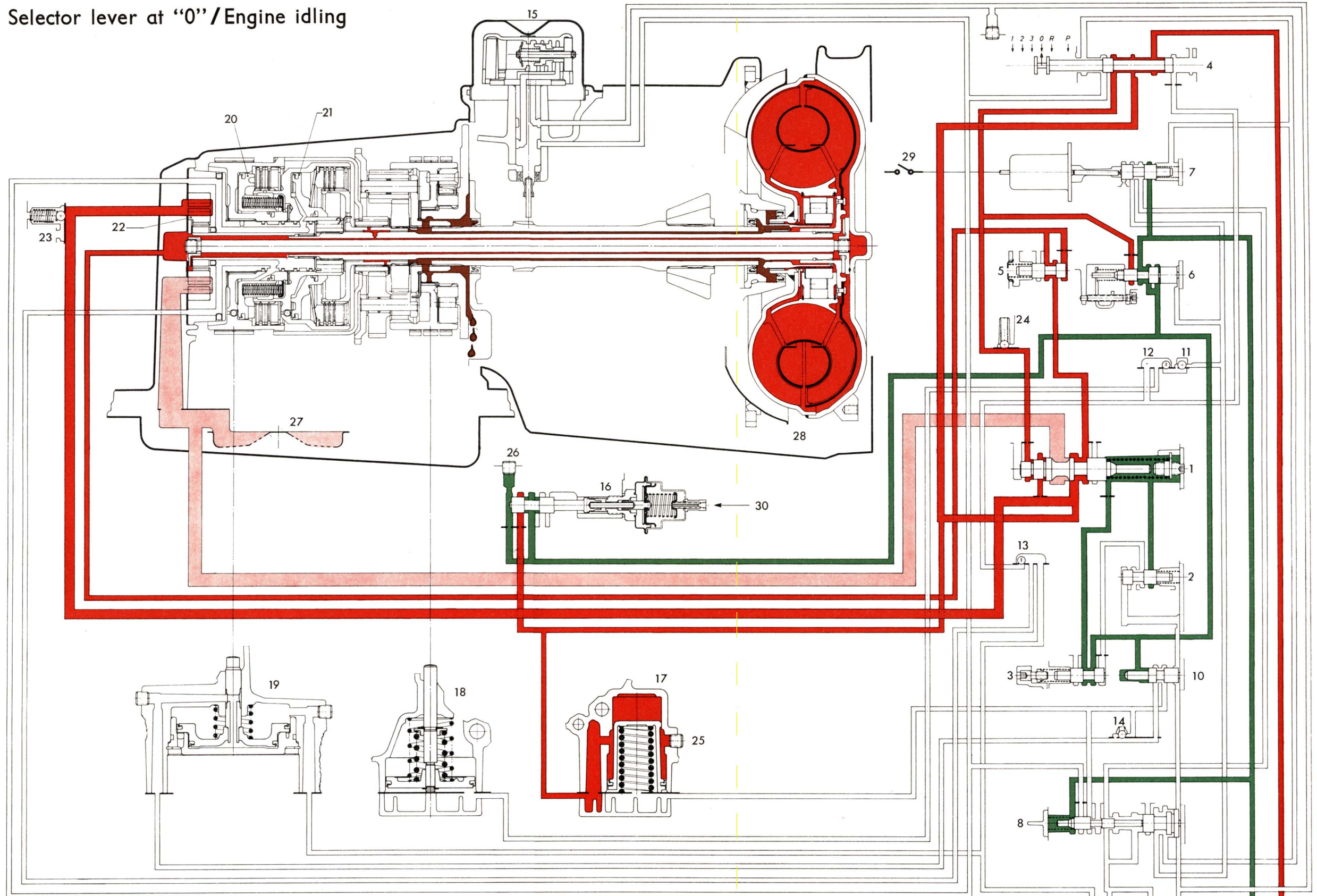


Selector lever at "0" / Engine idling

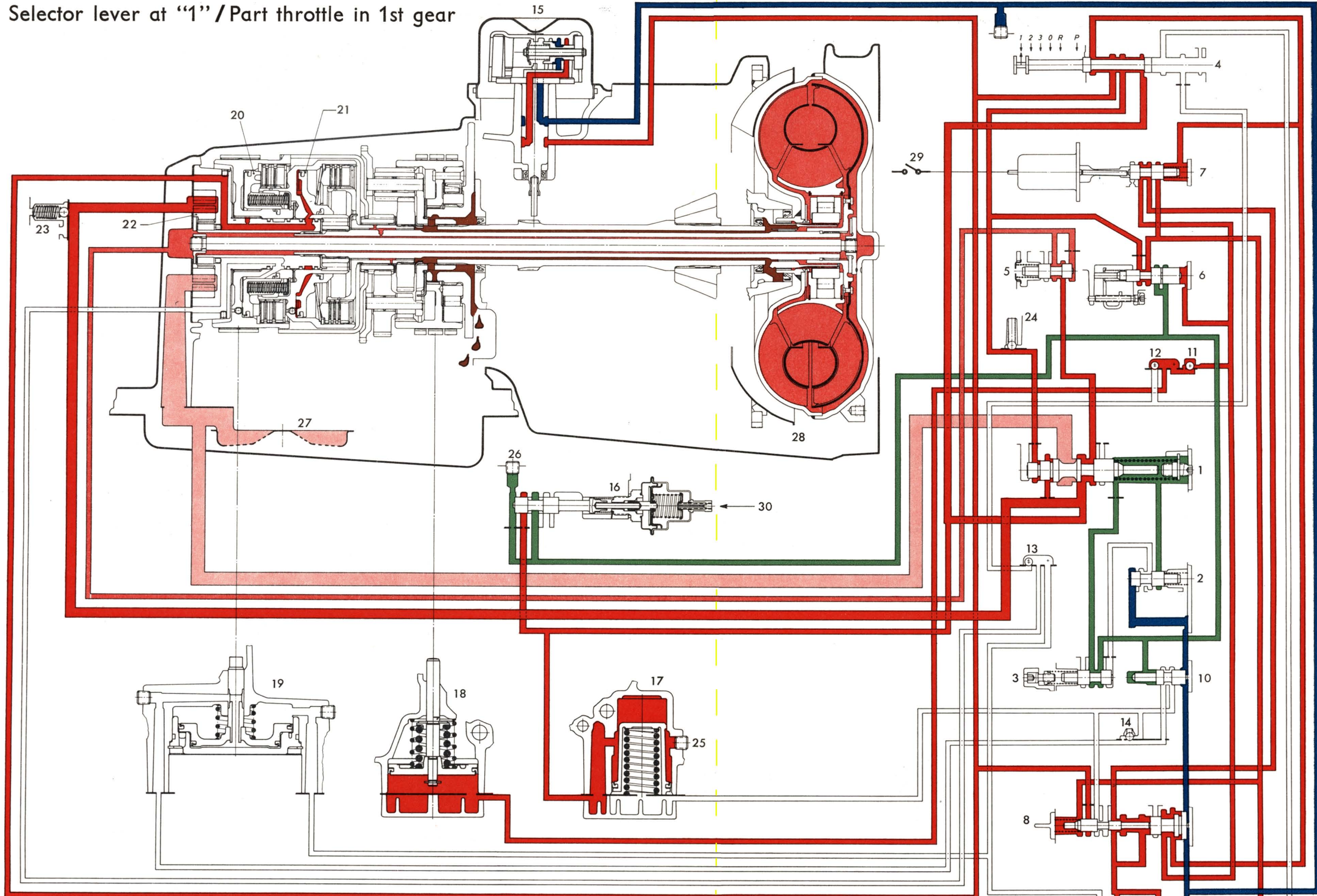


- | | | |
|--|--|---|
| 1 - Main pressure valve | 11 - 1st gear ball valve | 21 - Forward clutch |
| 2 - Modulator valve | 12 - Ball valve for 1st gear and reverse | 22 - Oil pump |
| 3 - Pressure limiting valve | 13 - Ball valve for direct and reverse | 23 - Pressure relief valve, reverse |
| 4 - Manual valve | 14 - Ball valve for 2/3 gear | 24 - Pressure relief valve |
| 5 - Converter pressure valve | 15 - Governor | 25 - Main pressure test connection |
| 6 - Secondary throttle pressure valve with 1st gear plug | 16 - Primary throttle pressure valve | 26 - Primary throttle pressure test connection |
| 7 - Kickdown valve | 17 - Accumulator | 27 - Oil strainer |
| 8 - Shift valve 1/2 | 18 - 1st gear and reverse servo | 28 - Torque converter |
| 9 - Shift valve 2/3 | 19 - 2nd gear servo | 29 - Kickdown switch |
| 10 - Control valve 3/2 | 20 - Direct and reverse clutch | 30 - Vacuum connection with adjusting screw for primary throttle pressure |

- █ Main pressure
- █ Pump suction line
- █ Primary throttle pressure
- █ Converter oil return

B i n d e r P u n c h A r e a

Selector lever at "1" / Part throttle in 1st gear

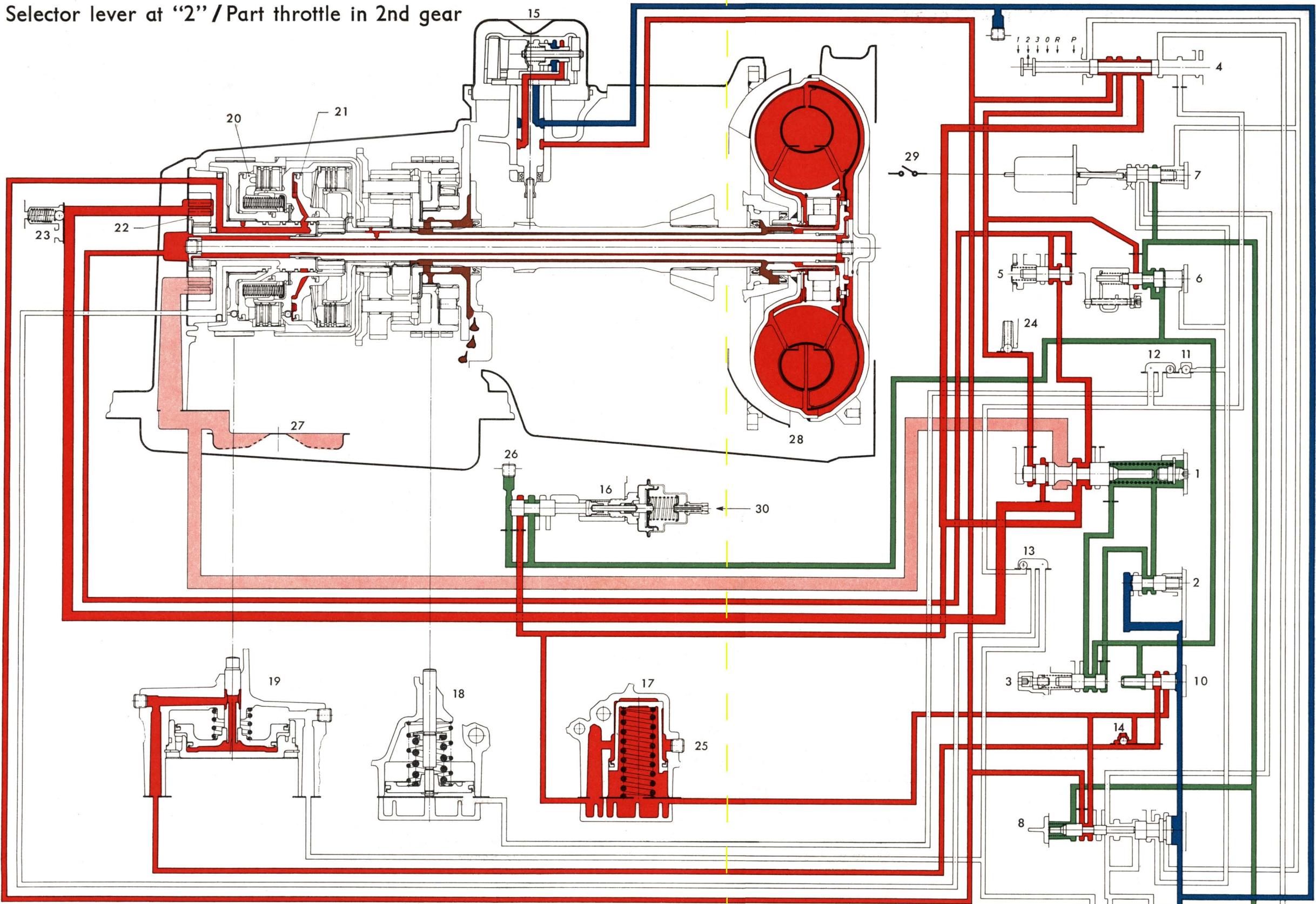


- | | | |
|--|--|---|
| 1 - Main pressure valve | 11 - 1st gear ball valve | 21 - Forward clutch |
| 2 - Modulator valve | 12 - Ball valve for 1st gear and reverse | 22 - Oil pump |
| 3 - Pressure limiting valve | 13 - Ball valve for direct and reverse | 23 - Pressure relief valve, reverse |
| 4 - Manual valve | 14 - Ball valve for 2/3 gear | 24 - Pressure relief valve |
| 5 - Converter pressure valve | 15 - Governor | 25 - Main pressure test connection |
| 6 - Secondary throttle pressure valve with 1st gear plug | 16 - Primary throttle pressure valve | 26 - Primary throttle pressure test connection |
| 7 - Kickdown valve | 17 - Accumulator | 27 - Oil strainer |
| 8 - Shift valve 1/2 | 18 - 1st gear and reverse servo | 28 - Torque converter |
| 9 - Shift valve 2/3 | 19 - 2nd gear servo | 29 - Kickdown switch |
| 10 - Control valve 3/2 | 20 - Direct and reverse clutch | 30 - Vacuum connection with adjusting screw for primary throttle pressure |

- █ Main pressure
- █ Converter pressure
- █ Pump suction line
- █ Primary throttle pressure
- █ Converter oil return
- █ Governor pressure

B i n d e r P u n c h A r e a

Selector lever at "2" / Part throttle in 2nd gear

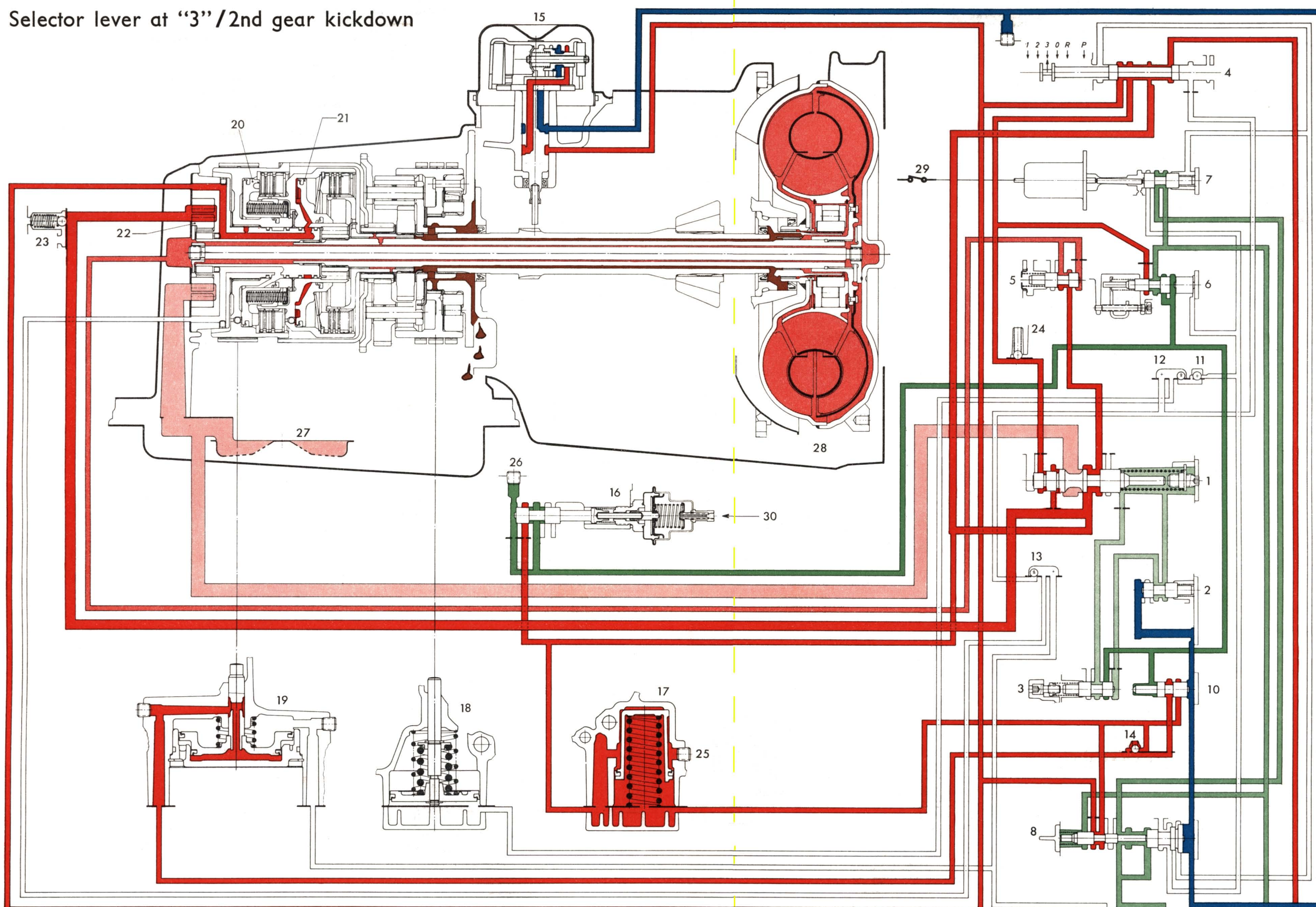


- | | | |
|--|--|---|
| 1 - Main pressure valve | 11 - 1st gear ball valve | 21 - Forward clutch |
| 2 - Modulator valve | 12 - Ball valve for 1st gear and reverse | 22 - Oil pump |
| 3 - Pressure limiting valve | 13 - Ball valve for direct and reverse | 23 - Pressure relief valve, reverse |
| 4 - Manual valve | 14 - Ball valve for 2/3 gear | 24 - Pressure relief valve |
| 5 - Converter pressure valve | 15 - Governor | 25 - Main pressure test connection |
| 6 - Secondary throttle pressure valve with 1st gear plug | 16 - Primary throttle pressure valve | 26 - Primary throttle pressure test connection |
| 7 - Kickdown valve | 17 - Accumulator | 27 - Oil strainer |
| 8 - Shift valve 1/2 | 18 - 1st gear and reverse servo | 28 - Torque converter |
| 9 - Shift valve 2/3 | 19 - 2nd gear servo | 29 - Kickdown switch |
| 10 - Control valve 3/2 | 20 - Direct and reverse clutch | 30 - Vacuum connection with adjusting screw for primary throttle pressure |

- █ Main pressure
- █ Pump suction line
- █ Primary throttle pressure
- █ Converter oil return
- █ Governor pressure

B i n d e r P u n c h A r e a

Selector lever at "3"/2nd gear kickdown



- 1 - Main pressure valve
- 2 - Modulator valve
- 3 - Pressure limiting valve
- 4 - Manual valve
- 5 - Converter pressure valve
- 6 - Secondary throttle pressure valve with 1st gear plug
- 7 - Kickdown valve
- 8 - Shift valve 1/2
- 9 - Shift valve 2/3
- 10 - Control valve 3/2

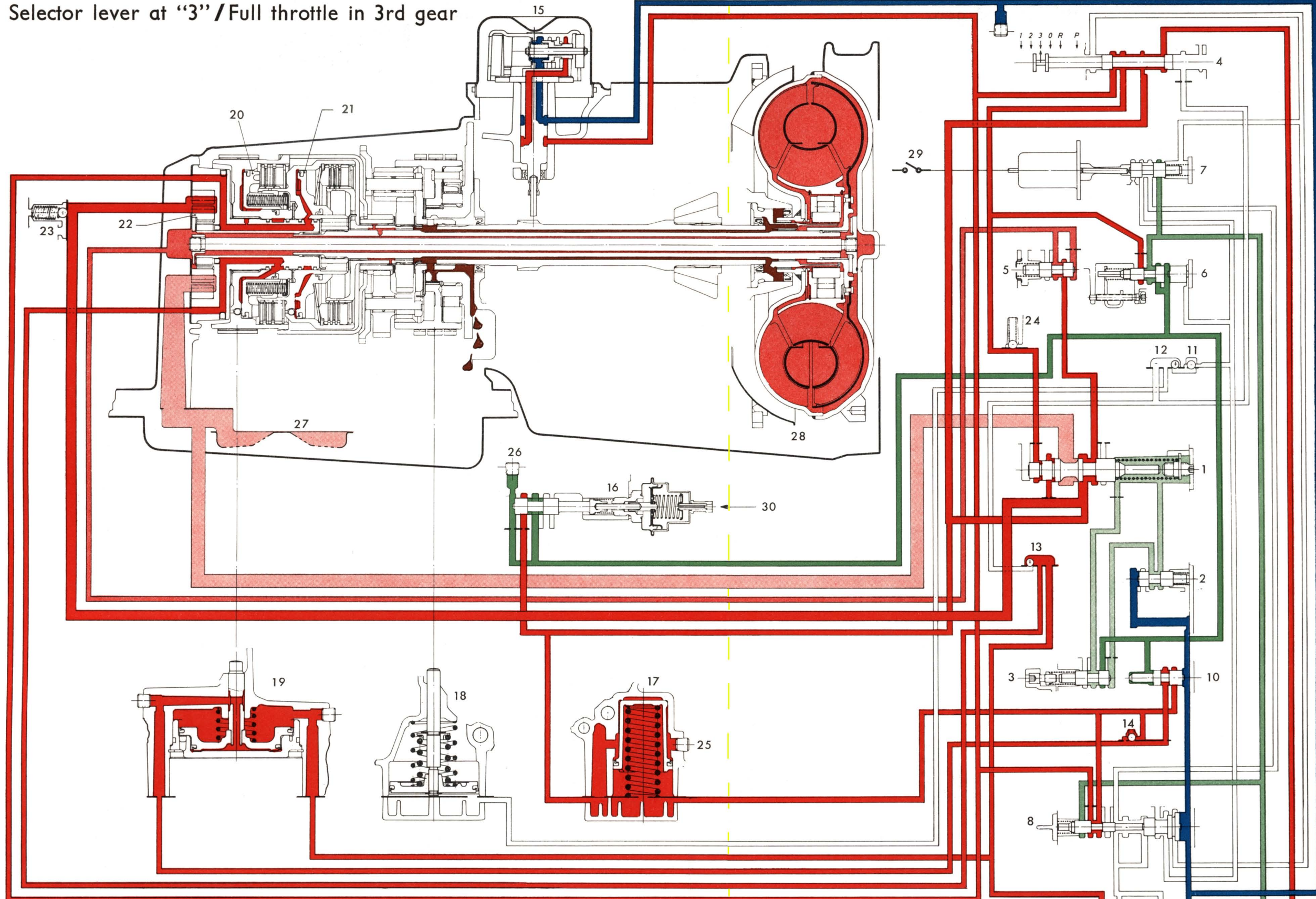
- 11 - 1st gear ball valve
- 12 - Ball valve for 1st gear and reverse
- 13 - Ball valve for direct and reverse
- 14 - Ball valve for 2/3 gear
- 15 - Governor
- 16 - Primary throttle pressure valve
- 17 - Accumulator
- 18 - 1st gear and reverse servo
- 19 - 2nd gear servo
- 20 - Direct and reverse clutch

- 21 - Forward clutch
- 22 - Oil pump
- 23 - Pressure relief valve, reverse
- 24 - Pressure relief valve
- 25 - Main pressure test connection
- 26 - Primary throttle pressure test connection
- 27 - Oil strainer
- 28 - Torque converter
- 29 - Kickdown switch
- 30 - Vacuum connection with adjusting screw for primary throttle pressure

- Main pressure
- Converter pressure
- Pump suction line
- Primary throttle pressure
- Secondary throttle pressure
- Restricted primary throttle pressure
- Converter oil return
- Governor pressure

B i n d e r P u n c h A r e a

Selector lever at "3" / Full throttle in 3rd gear

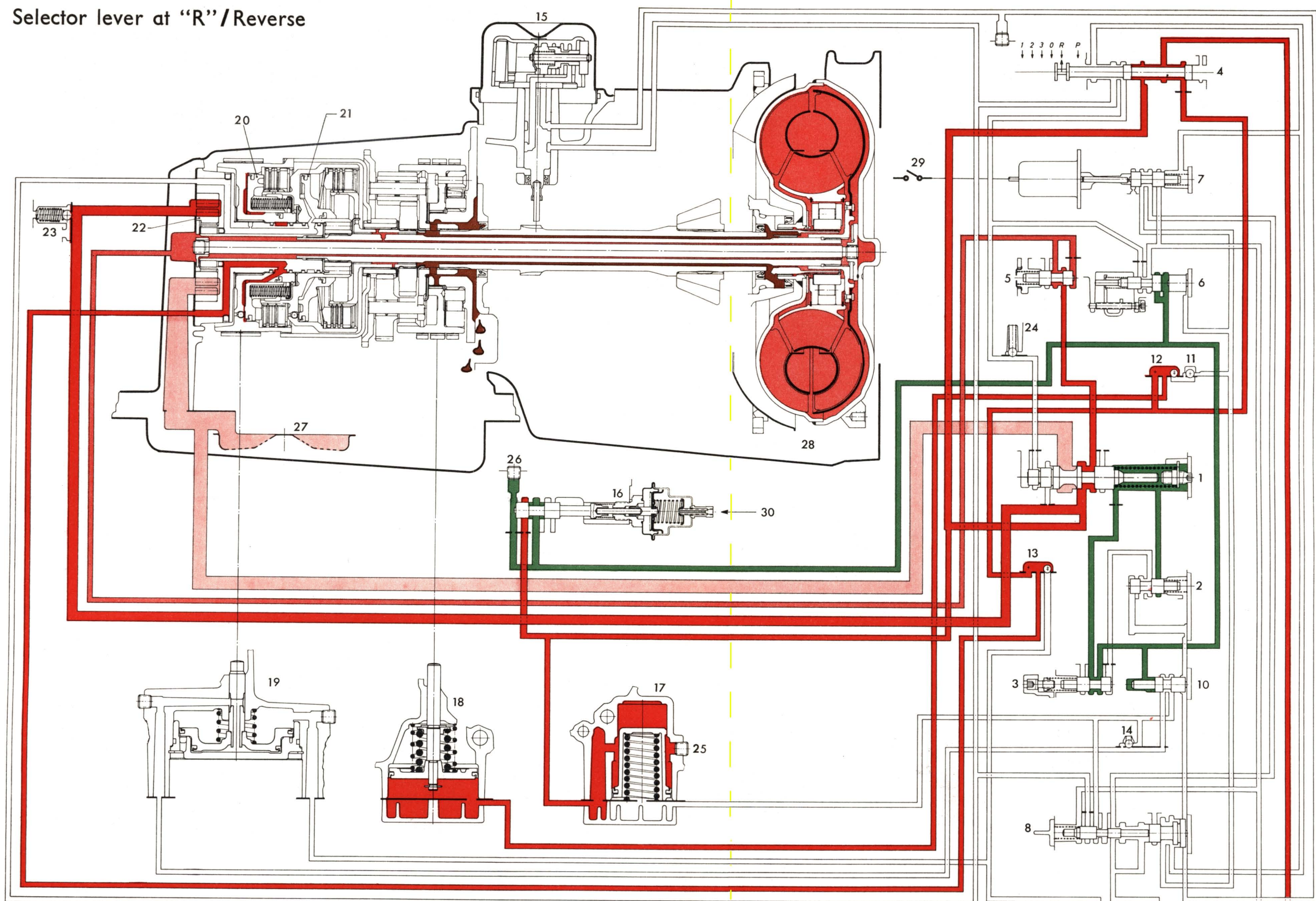


- | | | |
|--|--|---|
| 1 - Main pressure valve | 11 - 1st gear ball valve | 21 - Forward clutch |
| 2 - Modulator valve | 12 - Ball valve for 1st gear and reverse | 22 - Oil pump |
| 3 - Pressure limiting valve | 13 - Ball valve for direct and reverse | 23 - Pressure relief valve, reverse |
| 4 - Manual valve | 14 - Ball valve for 2/3 gear | 24 - Pressure relief valve |
| 5 - Converter pressure valve | 15 - Governor | 25 - Main pressure test connection |
| 6 - Secondary throttle pressure valve with 1st gear plug | 16 - Primary throttle pressure valve | 26 - Primary throttle pressure test connection |
| 7 - Kickdown valve | 17 - Accumulator | 27 - Oil strainer |
| 8 - Shift valve 1/2 | 18 - 1st gear and reverse servo | 28 - Torque converter |
| 9 - Shift valve 2/3 | 19 - 2nd gear servo | 29 - Kickdown switch |
| 10 - Control valve 3/2 | 20 - Direct and reverse clutch | 30 - Vacuum connection with adjusting screw for primary throttle pressure |

- █ Main pressure
- █ Converter pressure
- █ Pump suction line
- █ Primary throttle pressure
- █ Secondary throttle pressure
- █ Restricted primary throttle pressure
- █ Converter oil return
- █ Governor pressure

B i n d e r P u n c h A r e a

Selector lever at "R"/Reverse



- | | | |
|--|--|---|
| 1 - Main pressure valve | 11 - 1st gear ball valve | 21 - Forward clutch |
| 2 - Modulator valve | 12 - Ball valve for 1st gear and reverse | 22 - Oil pump |
| 3 - Pressure limiting valve | 13 - Ball valve for direct and reverse | 23 - Pressure relief valve, reverse |
| 4 - Manual valve | 14 - Ball valve for 2/3 gear | 24 - Pressure relief valve |
| 5 - Converter pressure valve | 15 - Governor | 25 - Main pressure test connection |
| 6 - Secondary throttle pressure valve with 1st gear plug | 16 - Primary throttle pressure valve | 26 - Primary throttle pressure test connection |
| 7 - Kickdown valve | 17 - Accumulator | 27 - Oil strainer |
| 8 - Shift valve 1/2 | 18 - 1st gear and reverse servo | 28 - Torque converter |
| 9 - Shift valve 2/3 | 19 - 2nd gear servo | 29 - Kickdown switch |
| 10 - Control valve 3/2 | 20 - Direct and reverse clutch | 30 - Vacuum connection with adjusting screw for primary throttle pressure |

- Main pressure
- Converter pressure
- Pump suction line
- Primary throttle pressure
- Converter oil return

B i n d e r P u n c h A r e a